



Single Phase

7.4

 kW/32 A

SCharger-7KS-S0

Three Phase

22

 kW/32 A

SCharger-22KT-S0



PV Power Preferred

Power Your Car with Solar
Make EV Even Greener



Automatic Phase Switch ¹

Automatic Switch between 1 Phase and 3 Phase
More Usable Green Power



3 Ways Authentication

Bluetooth, RFID and APP
Avoid Accidental Charging



Dynamic Charging Power

Automatic Detection and Adjustment
No Worry about Overload



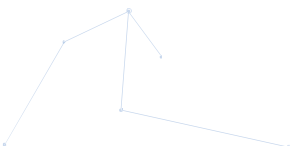
All on a Single APP

Full Control Through One APP
for All PV + ESS + Charger



3-Step Installation

Fast Installation in 16 Minutes
Wiring-free Maintenance



Technical Specifications

Technical Specification	SCharger-7KS-S0	SCharger-22KT-S0
Inputs and Outputs		
Charge power (configurable)	1.4 kW to 7.4 kW	1.4 kW ² to 22 kW
Nominal voltage	230 V (1-phase) ± 20%	400 V (3-phase) ± 20%
Nominal current (configurable)	6–32 A (1-phase)	6–32 A (3-phase or 1-phase)
Nominal frequency	50 Hz/60 Hz ± 1 Hz	
Vehicle connection	Type 2 socket	
Cable width	Up to 10 mm ²	
Network types	TN, TT, IT	TN, TT
User Interface & Communications		
Protocol	Modbus TCP	
Communication	Wi-Fi/Ethernet	
Charger status information	WRGB LED, App	
Authentication	RFID (ISO-14443-A), App, Bluetooth	
Remote control & monitoring	App	
Working mode	Normal Charge Scheduled Charge PV Power Preferred	
Protection		
Cable protection	Cable E-Lock via App	
Residual current protection (RCD)	Type A(30mA) + DC 6 mA integrated	
Fire Class	UL94	
Overcurrent protection	IEC 61851-1	
Over-temperature protection	Yes	
Surge protection	CAT II	
General Specifications		
Operating temperature range	-35°C to +45°C	-35°C to +40°C @ 32A -35°C to +50°C @ 16A
Application environment	Outdoor/Indoor	
Storage temperature	-40°C to +70°C	
Relative humidity	5% RH–95% RH	
Altitude	≤ 2000 m (derating between 2000~4000m)	
Dimensions (H x W x D)	335 mm x 180 mm x 145 mm	
Weight	3 kg	3.1 kg
Installation mode	Wall-mounted	
IP rating	IP54	
Impact protection level	IK10	
Standby self-consumption	< 6 W	
Standards Compliance (More Available Upon Request)		
Safety & Health	EN IEC 61851-1 2019, EN 62311 2008, EN IEC 62311 2020, EN 50665 2017, EN 50364 2018	
EMC	EN IEC 61851-21-2 2021, EN 301 489-1 V2.2.3 2019, EN 301 489-3 V2.1.1 2019, EN 301 489-17 V3.2.4 2020	
Radio	ETSI EN 300 328 V2.2.2, ETSI EN300 330 V2.1.1	
RoHS	EN IEC 63000:2018	
Others		
Accessories	RFID Card * 2	



*1 Available in PV Power Preferred Mode
*2 1.4 kW for 1-Phase charge and 4.2 kW for 3-Phase charge
Version No.:20-(20230414)



Copyright © Huawei Technologies Co., Ltd. 2022. All rights reserved.

No part of this document may be reproduced or transmitted in any form or by any means without prior written consent of Huawei Technologies Co., Ltd.

Trademark Notice

 , HUAWEI, and  are trademarks or registered trademarks of Huawei Technologies Co., Ltd. Other trademarks, product, service and company names mentioned are the property of their respective owners.

General Disclaimer

The information in this document may contain predictive statements including, without limitation, statements regarding the future financial and operating results, future product portfolio, new technology, etc. There are a number of factors that could cause actual results and developments to differ materially from those expressed or implied in the predictive statements. Therefore, such information is provided for reference purpose only and constitutes neither an offer nor an acceptance. Huawei may change the information at any time without notice.

HUAWEI TECHNOLOGIES Dusseldorf GmbH

Südwestpark 37,90449 Nürnberg, Deutschland
Hotline.: +80 03 38 88 888
Email: eu_inverter_support@huawei.com

HUAWEI TECHNOLOGIES CO., LTD.

Huawei Industrial Base Bantian Longgang Shenzhen 518129, P.R. China
Tel.: 400-822-9999
Version No.: 05-(202201222)
solar.huawei.com